





Visitor Entry Protocol

Guide to Visiting Our Home

Public health advice in NSW and QLD regulates access for visitors entering or remaining on the premises of a residential aged care Home.

Health advice changes quickly. CHL request all visitors that enter CHL aged care Homes:

- All entrants are required to complete screening questions using the [SinePro digital check in](#)
- Visitors are ***strongly encouraged*** to have a COVID **booster** and **influenza** vaccine.
- A rapid antigen test (RAT) may be required prior to visiting in the Home.
- You will confirm the following does not apply to you and sign via SINE Pro:

	Are you currently, or within the last 7 days have you been, unwell or have you had any of the following: fever, night sweats or chills, cough, runny nose, sore or scratchy throat and/or shortness of breath?
	Have you been diagnosed with COVID-19 in the last 7 days?
	Are you awaiting test results for COVID-19?
	Have you been in close contact with, or live with, someone who has been diagnosed with COVID-19 in the last 14 days, or who is awaiting test results for COVID-19?









Unfortunately, if you respond “yes” to any of the screening questions and/or do not meet the entry criteria, you will be asked to discuss this with staff and may need to visit another time.

Visitor Entry Protocol

Visitation Guide

Public health advice in NSW and QLD regulates and may at times restrict access for visitors entering or remaining on the premises of a residential aged care Home.

During your visit, you agree to do the following for the protection of our residents and employees. If you have any questions regarding the information below, please contact the Residential Manager.

Status	Outbreak	Business As Usual (BAU)
	Visitors are encouraged to make an appointment with reception prior to the visit.	No need to make an appointment.
	<u>One essential care visitor allowed per day.</u> End of Life visits are allowed and fully supported. Please speak with the Residential Manager to plan your visits	No restrictions on the number of visitors
	Visit in Resident's room only.	Visits can take place in communal areas with physical distancing from other residents, please sanitise hands.
	<u>Onsite Visit:</u> Gown, N95 Mask/ Particulate Filter Respirators (PFR), Protective Eyewear, & Gloves. <u>Completion of the Outbreak Visitation Program before entering the infectious areas of the home.</u>	<u>Onsite Visit:</u> <i>No masks are required.</i> Please do not enter if you have symptoms.
	Visitors are required to adhere social distancing requirements. Observe social distancing during your visit, staying 1.5m away from people.	
	Use good personal hygiene during your visit, including frequent hand washing and only coughing or sneezing into a tissue or your elbow.	
	During an outbreak limit your movement within the Home and proceed from entry directly to the room of the resident you are visiting. Move directly to the exit at the end of your visit.	
	Notify the Residential Manager of the Home if you develop a fever, or otherwise feel unwell, in the 48 hours following your visit.	

CHL 28032024